



NMAT 2026 Registration: Dates, Eligibility, Fees, How to Fill Form

[NMAT 2026 exam](#) is expected to be held from early November till mid-December, 2026. NMAT 2026 registration is expected to open in early August 2026 on the official NMAT website mba.com/exams/nmat, with the last date expected in mid-October 2026. NMAT allows up to 3 attempts: First Attempt + 2 Retakes. NMAT 2026 registration fees is expected to be Rs 3,000. Candidates have to pay the same registration fees (Rs 3,000) to retake the exam. NMAT registration is a fully online, self-scheduling process. Candidates can choose their own exam date, time, and mode (test centre or online proctored at home) at the time of registration. Up to 5 B-school score reports are included in the registration fee. Read this article to know complete NMAT 2026 registration process step-by-step, important dates, fees, documents required, retake and rescheduling rules, and key tips.



NMAT 2026 Registration

Dates, Eligibility, Fees, How to Fill Form

NMAT 2026 Exam Overview

NMAT by GMAC is a national-level MBA entrance exam conducted by the Graduate Management Admission Council (GMAC). NMAT 2026 exam is expected to be held over a 45-day window from early November till mid-December, 2026. The NMAT exam scores are accepted by 50+ [NMAT accepting MBA colleges](#) across India including [NMIMS Mumbai](#), [K J Somaiya Mumbai](#), [TAPMI Manipal](#) and [XIM University](#). [NMAT 2026](#) is a computer-based adaptive test of 120 minutes with 108 questions across 3 sections. Candidates can choose the order of sections, attempt the exam up to 3 times, and benefit from no negative marking.

Scorecards are released within 48 hours of the exam. Read more details about [NMAT exam pattern](#).

Going by previous years' exam schedule, [NMAT 2026 exam](#) is expected to be held from early November till mid-December, 2026. Check complete NMAT 2026 exam schedule in the table below

NMAT Important Dates 2026 (Expected)

NMAT Events	Start Date	End Date
NMAT 2026 Registration	Aug 1, 2026	Oct 18, 2026
NMAT 2026 Scheduling	Aug 1, 2026	Oct 18, 2026
NMAT 2026 Re-scheduling	Aug 1, 2026	Dec 16, 2026
NMAT 2026 Exam Dates	Nov 5, 2026	Dec 19, 2026
NMAT Retake registration	Nov 6, 2026	Dec 16, 2026
NMAT 2026 Retake scheduling	Nov 6, 2026	Dec 16, 2026
Release of NMAT 2026 official scorecard	Within 48 hours of exam slot	Within 48 hours of exam slot

NMAT 2026 Registration: Key Highlights

MBAUniverse.com has prepared a quick-reference snapshot of all critical dates, fees, eligibility rules and exam features that every MBA aspirant must know before starting the application process. This section is designed as a ready-reckoner for candidates planning their NMAT 2026 attempt alongside other MBA entrance exams like CAT 2026, SNAP 2026, and XAT 2027.

NMAT Registration 2026: Key Highlights

Particulars	NMAT 2026 Details
Exam Name	NMAT by GMAC (NMIMS Management Aptitude Test)
Conducting Body	Graduate Management Admission Council (GMAC)
Official Website	mba.com/exams/nmat
Registration Fee	Rs 3,000 + applicable taxes (GST 18%)
Retake Fee	Rs 3,000 + taxes (per retake)
Rescheduling Fee	Rs 1,200 + taxes
Additional Score Report Fee	Rs 400 + taxes per school (beyond first 5)
Category-wise Concession	None — same fee for General/OBC/SC/ST/EWS/PwD
Eligibility	Bachelor's degree from recognised university (any stream); final-year students eligible
Minimum Marks	No minimum by GMAC (most top B-schools require 50%+ in graduation)

Age Limit	No age limit
Work Experience	Not mandatory
Exam Mode	Test Centre (In-Person) OR Online Proctored at Home
Test Cities (India)	80+ cities across India
Maximum Attempts	3 (1 first attempt + 2 retakes)
Gap Between Attempts	Minimum 15 days (24 hours if No Show / Incomplete / NDA Refused)
Free Score Reports	Up to 5 B-school programmes
Top B-schools Accepting NMAT	NMIMS Mumbai, K J Somaiya, TAPMI, XIM University, SDA Bocconi Mumbai
NMIMS Mumbai Rule	Considers only first test attempt score
Score Validity	1 year (within the testing cycle)
Annual Test Takers	75,000+ aspirants

NMAT 2026 Registration Highlights: Download PDF Free

Get the complete NMAT 2026 Registration Key Highlights, mentioned in this article, in a handy one-page PDF that is ideal for quick reference while planning your MBA entrance exam strategy. This free downloadable captures all critical information at a glance: expected registration dates, exam window, fee structure, eligibility rules, exam pattern, exam modes (Test Centre & Online Proctored at Home), top accepting B-schools, retake rules, and must-know NMAT exam facts. Click the link and share your contact details where you want to receive this PDF.

NMAT 2026 Exam Modes: Choose Before You Register

NMAT is concluded in two exam delivery modes: Test Centre Mode and Online Proctored at Home Mode. You should choose your exam mode on the NMAT by GMAC dashboard very carefully as the mode cannot be changed after slot booking.

- **Test Centre Mode (In-Person):** You can appear at a GMAC-authorized NMAT test centre in your preferred city. Test centres are available across 80+ cities in India, covering all major metros like Delhi, Mumbai, Bengaluru, Chennai, Kolkata, Hyderabad, Pune, Ahmedabad and Tier-2 cities. Test centres are allotted on a first-come, first-served basis at registration. So register early to secure your preferred city and slot.
- **Online Proctored at Home Mode:** You can also take the NMAT 2026 exam from the comfort of your home via live remote proctoring. You requires a stable broadband connection, webcam, microphone, and a quiet, well-lit private room. This mode is ideal for candidates in smaller cities without a nearby test centre, or those preferring flexibility of self-scheduled home slots.

NMAT 2026 Eligibility Criteria

NMAT Eligibility Criteria 2026: Before applying for the exam, you should know [NMAT eligibility criteria](#). If you don't meet the NMAT eligibility criteria, you will face rejections in later stages of the admission process. Check NMAT eligibility requirements below:

- Academic qualification: GMAC does not set a minimum percentage for NMAT registration. However, most top participating colleges require a minimum of 50% marks in graduation.
- Final-year undergraduate students are also eligible to take the NMAT exam.
- Age limit: There is no age limit to appear for NMAT exam.
- Work Experience: There is no minimum work experience requirement for NMAT exam. If you don't have any work experience, you can appear in the exam.

NMAT 2026 Registration Dates

Based on previous year's trends, NMAT 2026 exam is expected to be held from November 5 till December 19, 2026. NMAT Registration 2026 start date is August 1, 2026 (expected). NMAT 2026 registration last date is expected to be in mid-October, 2026. NMAT 2026 Scheduling dates are expected to start from the day of exam registration. Check complete expected dates, based on NMAT 2025 calendar, below.

NMAT Important Dates 2026 (Expected)

NMAT Events	Start Date	End Date
NMAT 2026 Registration	Aug 1, 2026	Oct 18, 2026
NMAT 2026 Scheduling	Aug 1, 2026	Oct 18, 2026
NMAT 2026 Re-scheduling	Aug 1, 2026	Dec 16, 2026
NMAT 2026 Exam Dates	Nov 5, 2026	Dec 19, 2026
NMAT Retake registration	Nov 6, 2026	Dec 16, 2026
NMAT 2026 Retake scheduling	Nov 6, 2026	Dec 16, 2026
Release of NMAT 2026 official scorecard	Within 48 hours of exam slot	Within 48 hours of exam slot

NMAT Registration 2026: Application Fees

NMAT 2026 registration fees is expected to be Rs 3,000 + applicable taxes (GST 18%). NMAT allows up to 3 attempts (1 attempt + 2 retakes). Candidates have to pay the same registration fees (Rs 3,000) to retake the exam. You can also reschedule (change) your exam date by paying a rescheduling fee of Rs 1200. Check NMAT registration fees 2026 in the table below.

NMAT Exam Fees 2026

Test Service	Fees
Test Registration	Rs. 3000
NMAT Retake Registration	Rs. 3000

Additional Score Reports (Beyond 5)	Rs. 400 per report
Rescheduling NMAT exam	Rs. 1200

NMAT 2026 Registration Link

The NMAT 2026 registration process will be conducted online on the official website of GMAC. Candidates can access the application form, complete registration, and schedule their exam through the direct link below:

NMAT Registration Link 2026 (to be updated once registration opens)

NMAT 2026 Registration: Step-by-Step Process to Apply Online

NMAT Registration Process 2026 is a user-friendly and flexible process that can be completed on NMAT official website mba.com/exams/nmat. NMAT Registration Link 2026 is available on this website. Candidates should begin by creating an account, filling out the application form with personal and academic details, selecting preferred B-schools, scheduling the exam and paying the registration fee. Check complete NMAT exam registration guide 2026.

Step 1: Create Account as New User

To register for NMAT exam, you should visit official website mba.com/exams/nmat and click on “Register for NMAT by GMAC” button and create your NMAT by GMAC account as a new user. Enter your name, e-mail ID, and password and submit. Then, on the next page, enter your mobile number and country and submit your details. You will receive a confirmation email on your registered email ID. Click on it and you will reach your **NMAT by GMAC Dashboard**. Then, click on register now button to fill the NMAT registration form by following the steps mentioned in the following section.

The screenshot shows a registration form with the following fields and sections:

- First Name ***: Input field for the user's first name.
- Last Name ***: Input field for the user's last name.
- Email Address ***: Input field for the user's email address.
- Password ***: Input field for the user's password, with a toggle for visibility.
- Re-enter Password ***: Input field for re-entering the password, with a toggle for visibility.
- Required fields ***: A section indicating that the fields above are required.
- Communication Preferences**:
 - Yes, share my profile information with graduate business schools, as well as scholarship organizations and strategic partners of GMAC, so they may contact me via email and social media about their programs and offerings. To learn more or unsubscribe, visit mba.com/gradselect.
 - Stay informed with the latest news, updates and offers.
 - Yes, I would like information via email about management education, tests, events, products, and other offers from [GMAC and the GMAC Group](#). Update your preferences, unsubscribe, or contact [GMAC](#) any time. [Privacy Statement](#)
- Terms of Use**:
 - By clicking below, I agree to the GMAC* [Terms of Use](#) and acknowledge I have read and understand the [Privacy Statement](#).

Step 2: Fill up NMAT 2026 Application Form


After registering as a new candidate, and logging in to your **NMAT by GMAC Dashboard**, you can fill up your NMAT application form 2026 in following steps:


Step 2.1: Enter Your Personal Information

On the very first page, you need to fill up your identity information like your name, date of birth, age, gender, category, native language. You have to upload your photo of required size on this page. The details about your parents and about your identity proof are also to be entered on this page. Check application form image below.


NMAT Application Form 2026

MBAUniverse.com







NMAT by GMAC™ Registration Form




Personal Information (56%)



Contact Information (100%)



Education / Work Experience (100%)



School Preference (0%)

75% Complete (mandatory fields)
Step 1 of 7

Identity Information

Title *

First Name *

Middle Name

Last Name *

Gender *

Date of Birth *

Age

As on 1st July, 2021

Category *

Nationality *

Native Language *

Upload your Photo *

No files selected.

Max Upload Limit 1 MB (JPEG, JPG, PNG allowed)

1 File(s) Uploaded

Parent's Details

Enter your Parent's Name exactly as printed in your HSC / SSC mark-sheet. Enter the name with initials if the Parent's name is mentioned with initials on your mark-sheet.

Father's Name *

Mother's Name *

Identity Proof

Please select the Identify Proof that you have and will be able to carry with you for taking the NMAT by GMAC™ exam. Note: Learner's driving license is not allowed. If your citizenship is not Indian, please select only Passport for both Photo ID and Signature ID.

Photo ID *

Name as per the Photo ID *

Photo ID Number *

Signature ID *

Special Needs (if any)

Do you require special arrangements to be made for the examination? (e.g. Physical disorder, wheelchair user, legally imposed travel restrictions). If yes, please specify your requirements. You must scan your Disability Certificate and upload in the box which will open on the screen when you select 'Yes'. Please DO NOT close the box without uploading your documents. Each request will be reviewed on case-to-case basis. Support team will contact you to ensure proper assistance is provided to you. You will be able to make the payment after your request is reviewed and approved.

Are You Differently Abled? *

Save & Exit

Skip

Next

Step 2.2: Enter Your Contact Address Details

Next, you are required to enter the contact details like Mobile number, Email ID, Address and other details for communication. Remember to add only those contact details that you will not change during the process. Check application form image below

NMAT by GMAC™ Registration Form



Personal Information (13%)



Contact Information (25%)



Education / Work Experience (0%)



School Preference (0%)

12% Complete
(mandatory fields)

Step 2 of 7

Contact Details

Your contact information is strictly confidential and protected by our Privacy Policy. Please make sure you provide a valid and accurate email address so that you can receive important information and reminders timely. Email ID with spaces are invalid. In case you are providing landline phone number use the format: STD code followed by phone number.

Mobile Number *

+91

Alternate Contact Number *

Enter your Alternate Number

Primary Email ID *

Alternate Email ID

Enter your Alternate Email ID

Address for Communication

Country *

Select

Address Line 1 *

Address Line 1

Address Line 2

Address Line 2

Pincode *

Pincode / Zipcode

In case your country doesn't have pincode/zipcode enter 000000

Is your Permanent Address same as your Address for Communication? *

Yes No

Back

Save & Exit

Skip

Next

Any Queries? Ask Us

Step 2.3: Enter Your Education & Work Experience

Next you need to fill up your highest qualification and your work experience that you have acquired after graduation. Check application form image below.



NMAT by GMAC™ Registration Form



Personal Information (56%)



Contact Information (100%)



Education / Work Experience (100%)



School Preference (0%)

75% Complete
(mandatory fields)

Step 3 of 7

Highest Education Qualification

Note: In case you do not find your College/University name in the list, kindly select 'Other' option and fill in the details.

Highest Education Level achieved * Under Graduate Country * Under Graduate University * Under Graduate College *

Select Stream * Bachelor's Degree Name * Specialization

Mode of Pursuing / Completion of Graduation Degree *

Graduation Details

	Year of Passing/Appeared	Marking Scheme	Obtained CGPA / Percentage
UG	<input type="text"/>	<input type="text"/>	<input type="text"/>

Percentage can not be greater than 100%

Master's Degree * Post Graduate Country * Post Graduate University * Post Graduate College *

Post Graduation Details

	Year of Passing/Appeared	Result Status	Marking Scheme	Obtained CGPA/Percentage
PG	<input type="text"/>	<input type="text" value="Select"/>		

Percentage can not be greater than 100%

Work Experience Details

Do you have any Work Experience? *

Type of Engagement * Sector *

Total Work Experience (As on July 1, 2021)

Years * Months *

Which industries best reflect your Experience?

You can select up to a maximum of 3 industries

Select Industry 1 *

Select Industry 2

Current / Last Organization *

Which functions best reflect your Experience?

Select Function 1 *

Step 2.4: Enter MBA College Preference

On this page, you can select **5 MBA Schools** where you plan to apply for MBA Admissions. Your NMAT scores will be sent to these colleges automatically, free of cost. It is recommended you study list of top MBA colleges accepting NMAT scores 2026 in advance.

The screenshot shows the 'NMAT by GMAC™ Registration Form' interface. At the top, there are four progress indicators: Personal Information (56%), Contact Information (100%), Education / Work Experience (100%), and School Preference (0%). A progress bar indicates '75% Complete (mandatory fields)'. The current step is 'Step 4 of 7: Select School'.

Select School

Important: The NMAT by GMAC™ exam Registration and School Application is a two-step process.

Step 1 – Register for the NMAT by GMAC™ exam online at www.nmat.org and choose the programmes/institutions where you would like to submit your scores. GMAC will submit the scores electronically to the admissions team of the respective programmes/institutions as selected by the candidate.

Step 2 – Go to the respective school website and complete the school application form separately. The school's admissions team will match your application with the NMAT by GMAC™ scores submitted by GMAC.

You can select schools from the following countries: **India (42)**, **South Africa (11)**, **Philippines (8)**, **Nigeria (6)**, **Morocco (1)**
Simply type the name of the country to begin your search!
Please select the schools in the order of your preference.

School Preferences *

Select +

Preference Details

Choices available : 68
Free Choices Allowed: 5
Selected Choices: 0
Your Fee for additional school (with taxes) ₹0
*Fee for additional school beyond allowed free choices is ₹354.00 (with taxes)
Your Gender - Male. Below mentioned institutes accept only women applicants.

1. S.P. Jain Institute of Management and Research - Post Graduate Management Programme for Women (PGMPW), India
2. Mody University - MBA, India

Buttons: Back, Save & Exit, Skip, Next

Step 2.5: Enter Additional Information

You need to fill in additional information on this page. The information is related to your source of information about NMAT exam, which other MBA entrance exams you are planning to take, how do you propose to fund your MBA course, whether you are helping others to prepare for MBA entrance exam

NMAT
by GMAC™

NMAT by GMAC™ Registration Form

75% Complete (mandatory fields)

Step 5 of 7

About NMAT by GMAC™

How did you learn about NMAT by GMAC™? *

Coaching Centre
 Friends / Relatives
 Digital Ads/Website
 Magazine
 Newspaper
 Radio
 Out of Home Screen
 Billboards
 Other

Your Current Background

When do you plan to start Your Management Programme? *

This date will be having no impact on the application process of the candidate

Other Exams You Are Planning To Take?

CAT
 CMAT
 GMAT
 GRE
 IIFT
 MAT
 MH-CET
 SNAP
 XAT
 Other

Exams You Have Taken Before?

CAT
 CMAT
 GMAT
 GRE
 IIFT
 MAT
 MH-CET
 NMAT by GMAC
 SNAP
 XAT
 Other

How are you financing your management program? *

Where would you like to study? Select up to three countries *

Are you in anyway associated with helping candidates prepare for any management education exam? *

Step 2.6: Agree on Declaration Form

This is the declaration form stating that whatever information you have provided on all the pages is correct and you also agree to abide by the NMAT by GMAC terms. Unless you click on 'I Agree', your form remains incomplete. After completing this page, you should review the complete registration and application form of NMAT by GMAC and click on save & next to continue on next page

NMAT by GMAC™ Registration Form

Progress: School Preference (0%), Additional Information (100%), Declaration (67%), Payment

75% Complete (mandatory fields)

Declaration *

I hereby certify that the information submitted by me in support of this application is true to the best of my knowledge and belief. I understand that in the event of any information being found false or incorrect, my application is liable to be rejected / canceled at any stage of the program. I also hereby declare that I have read, understood and agree to abide by the NMAT by GMAC™ Exam Terms & Conditions, the Privacy Policy and the Prohibited Practices & Consequences of non-compliance.

I Agree

Applicant Name *

Date *

Buttons: Back, Save & Exit, Preview, Continue

Step 3: Book Exam Slot & Make Application Fee Payment

Once you submit your registration form, the Book Exam Slot button on the candidate dashboard will be visible to schedule the exam. Schedule your exam and make payment of the exam fee of Rs 3000 + taxes via credit cards, debit cards, online banking, UPI and mobile wallets.

NMAT by GMAC™ Registration Form

Progress: School Preference (0%), Additional Information (0%), Declaration (100%), Payment

20% Complete (mandatory fields)

Review Your Payment Details

Step 7 of 7

Personal Details

Name:

Email Id:

Phone Number:

Enter Your address:

Select Country:

Select State:

Payment Details

Sub Total (1)	₹2800.00
Taxes	₹504.00
Total	₹3304.00

Order Details

Registration Fee (1)	₹2800.00
----------------------	----------

Add More Product

- Exam Pack ₹0.00
- NMAT by GMAC™ All India 2022 Mock Exam ₹0.00

Buttons: Back, Submit & Make Payment, Chat

NMAT Registration 2026: Quick Summary

After reading the detailed guide above, use this quick reference to check your progress during registration.

NMAT Registration Process

NMAT Registration Steps	Step Title	Description
Step 1	Login	Login to NMAT official website mba.com/nmat
Step 2	Register to Create Account as New User	Register with Basic details to get NMAT ID and Password.
Step 2.1	Enter Your Personal Information	Fill up your identity information like your name, date of birth, age, gender, category, native language.
Step 2.2	Enter Your Contact Address Details	Next, you are required to enter the contact details like Mobile number, Email ID, Address and other details for communication
Step 2.3	Enter Your Education & Work Experience	Fill up your highest qualification and your work experience that you have acquired after graduation
Step 2.4	Enter MBA College Preference	You can select 5 MBA Schools where you plan to apply for MBA Admissions
Step 2.5	Enter Additional Information	You need to fill in additional information on this page
Step 2.6	Agree on Declaration Form	This is the declaration form stating that whatever information you have provided on all the pages is correct and you also agree to abide by the NMAT by GMAC terms
Step 3	Book Exam Slot & Make Application Fee Payment	Once you submit your registration form, the Book Exam Slot button on the candidate dashboard will be visible to schedule the exam. Schedule your exam and make payment of the exam fee.

Preparation and Documents Required Before NMAT 2026 Registration

NMAT 2026 registration is a fully online, self-scheduling process that takes 20–30 minutes to complete in one sitting provided you have all documents and details ready in advance. Gathering these beforehand helps you avoid mid-form errors, session timeouts, and last-minute rush during peak registration days. Below is the complete checklist of documents, digital assets, and decisions candidates must prepare before clicking "Register for NMAT by GMAC" on mba.com/exams/nmat.

Personal Details

- Full Name: Exactly as printed on your government photo ID (any mismatch can lead to exam cancellation on test day)
- Date of Birth: Must match your photo ID — no edits allowed after submission
- Valid Email ID: Unique, active email that will be used throughout the NMAT and B-school admission cycle
- Mobile Number: Indian mobile number for OTP verification and GMAC communication
- Category Details: General, OBC, SC, ST, EWS, or PwD (note: no fee concession for any category in NMAT)
- Native Language: Select from the dropdown during form filling
- Parents' Details: Father's and mother's full names as per official records

Photograph and Signature

- Photograph: Recent passport-size colour photograph, clear face visibility, light background
- Photo Format: JPEG/JPG/PNG, maximum size 1 MB
- Photo Match: Must match the photo on your Photo ID (will be printed on your admit card and verified by the proctor)
- Signature: Clear scanned signature in the prescribed dimensions and file format

Identity Proof (Any One)

- Aadhaar Card: Most commonly accepted; ensure name and DOB match form entries
- PAN Card: Accepted as valid photo ID
- Passport: Must be non-expired; renewal papers do not make an expired passport valid
- Driving Licence: Valid, non-expired, government-issued
- Voter ID Card: Accepted for Indian candidates
- Important: The Photo ID presented on exam day must match exactly with the one used during registration

Educational Qualifications

- Class 10 Details: Board name, year of passing, marks/percentage or grade
- Class 12 Details: Board name, year of passing, marks/percentage or grade
- Graduation Details: University name, degree, specialisation, year of passing (or expected year if final-year), aggregate marks/CGPA
- Final-Year Students: Eligible to apply; keep current semester marks ready

Work Experience (If Applicable)

- Organisation Name: Current/most recent employer
- Designation: Current job title
- Duration: Start and end dates (months and years) of each role
- Nature of Work: Brief description of responsibilities
- Note: Freshers can proceed without work experience — it is not mandatory for NMAT

B-School Preferences (Shortlist in Advance)

- Top 5 Programmes: Decide your 5 preferred MBA programmes where NMAT scores will be sent free of cost. Check complete details about top MBA colleges accepting NMAT scores.
- Research Cutoffs: Check NMAT cutoff scores of target B-schools like NMIMS Mumbai, SPJIMR GMP, K J Somaiya, TAPMI, XIM University before selecting
- Additional Schools: Cost Rs 400 + taxes per school beyond the first 5. Not recommended since most of the lower ranked B-schools can be applied directly.
- Application Deadlines: Each B-school has its own separate application process and deadline; check individually

Exam Delivery Mode Decision

- Test Centre Mode: Decide your preferred city from 80+ NMAT test centres across India
- Online Proctored at Home Mode: Check broadband speed, webcam, microphone, and room environment compliance in advance
- Critical Note: Mode once selected at slot booking cannot be changed — even on rescheduling
- Backup Plan: Keep 2–3 preferred exam dates ready in mind, as slots are allotted first-come, first-served

Payment Details

- Primary Mode: Credit Card or Debit Card (Visa/MasterCard/RuPay)
- Alternative Modes: Net Banking, UPI, Mobile Wallets (Paytm, PhonePe, etc.)
- Fee Amount: Rs 3,000 + applicable taxes (GST 18%) ready on your payment instrument
- E-Receipt: Save the payment confirmation e-receipt immediately after payment — required for any future query

Additional Information You'll Be Asked

- Source of NMAT Info: How you learned about the NMAT exam
- Other MBA Exams Planned: CAT 2026, XAT 2027, SNAP 2026, CMAT 2027, etc.

- MBA Funding Plan: Self-funded, education loan, scholarship, employer-sponsored
- Mentoring Others: Whether you are helping others prepare for MBA entrance exams

NMAT Registration Process: Useful Tips

To complete NMAT by GMAC registration 2026 without any hassles, you should keep following in mind:

- **Keep documents ready:** You will need to enter all your personal details, academic qualifications upload photo and signature of required size and will have to make payment of NMAT exam fee online. So, keep all your documents before starting NMAT by GMAC registration process 2026.
- **Read instructions:** There can be some changes in the NMAT 2026 registration process. So, before registering, read all the instructions on NMAT official website carefully.
- **Register Early for Preferred Date, Time Slot, Centres:** It will be better to complete the registration and schedule the NMAT 2026 exam date to avoid non-availability of selected time slot or test centre on your preferred exam date as the test center is allotted on the first come first serve basis.

What is NMAT Exam Retake?

The NMAT exam retake is an opportunity for candidates to reappear in the NMAT exam within the same testing cycle (year) to improve their scores. After completing the first attempt, a candidate can choose to retake the exam up to two more times, making it a total of three attempts in one cycle. A minimum gap of 15 days is required between two valid attempts. However, in case of No Show, NDA Refused, or Incomplete exam, candidates can re-book after 24 hours. NMAT exam retakes can be booked through the NMAT account by paying an additional retake fee. The highest score among all attempts is considered for admission by participating B-schools. However, **NMIMS Mumbai considers only the first exam scores, and doesn't allow resubmission of retake scores.**

What is NMAT Exam Rescheduling?

NMAT exam rescheduling allows candidates to **change the date, time, or test location** of their scheduled exam. This option can be used up to **72 hours before** the scheduled exam date, subject to availability of slots. To reschedule, candidates must log in to their NMAT account, choose the reschedule option, select a new date/slot/center, and pay a rescheduling fee of Rs 1200. This flexibility helps candidates avoid missing the exam due to unforeseen circumstances.

NMAT 2026 Additional Phase Registration

Based on historical patterns, GMAC conducts an NMAT Additional Phase in early January each year, giving aspirants a second opportunity to appear for the NMAT exam if they could not register or perform their best during the main November–December window.

For the NMAT 2026 cycle, the Additional Phase is expected to be held in January 2027 (tentative) with a short registration window (typically 5–7 days) opening in late December

2026 or early January 2027. Exact Additional Phase dates will be announced by GMAC on mba.com/exams/nmat closer to the main exam window's conclusion.

The Additional Phase carries the same Rs 3,000 + taxes registration fee. However, candidates should note that NMIMS University and some other top B-schools close their MBA admission applications by mid-January 2027, so Additional Phase scores may not be accepted by all institutes.

NMAT 2026 Registration: Key Benefits

Registering and applying for the NMAT exam offers many benefits. Here are some key reasons why you apply for NMAT 2026:

1. **Accepted by Many Top B-schools:** NMAT scores are accepted by some of the top business schools in India, including NMIMS, Xavier University, KJ Somaiya and others. Check complete list of top [MBA colleges accepting NMAT scores](#) 2026.
2. **Opportunity to Improve Scores with Multiple Attempts:** NMAT offers the flexibility to take the exam multiple times in a testing window, allowing candidates to improve their scores if needed.
3. **Flexible Date/Time/City Selection via Self-Scheduling:** Candidates can choose their own test date and location within the NMAT testing window. This flexibility allows them to plan the exam around their schedules and avoid any conflicts with personal or professional commitments.
4. **Moderate Exam Difficulty:** The NMAT exam has a relatively shorter duration compared to some other MBA entrance exams, and the difficulty level is lower than CAT or XAT exam. NMAT also does not have negative marking, which means that candidates can attempt all questions without the risk of losing marks for wrong answers.
5. **Result Speed:** NMAT scorecard is available within 48 hours of taking the exam

In summary, NMAT registration 2026 is expected to open in early August, and can be completed on NMAT official website. Candidates are advised not to wait for NMAT 2026 last date to fill form and complete the process in advance. Read above article to know how to register for NMAT Exam 2026.

NMAT 2026 Registration: Next Steps

Once you complete your NMAT 2026 registration, the next step is to begin focused preparation. Start by understanding the exam structure, covering the syllabus section-by-section, and taking regular mock tests to build speed and accuracy. Use the links below to access all key NMAT 2026 preparation resources on MBAUniverse.com. You can also download free NMAT Mock Test PDF from link below.

- [NMAT 2026 Exam Pattern](#) — Section-wise pattern, time limits, adaptive scoring and marking scheme
- [NMAT 2026 Syllabus](#) — Complete topic-wise syllabus for Language Skills, Quantitative Skills and Logical Reasoning

- [NMAT 2026 Preparation](#) — Strategy, study plan, best books and section-wise preparation tips
- [NMAT 2026 Mock Tests](#) — Free full-length and sectional mock tests on MBAUniverse.com
- [NMAT Previous Year Question Papers](#) — Past NMAT papers with answer keys
- [Top MBA Colleges Accepting NMAT 2026](#) — College-wise cutoff scores and admission process

Summary

NMAT 2026 registration is expected to open in early August 2026 on the official NMAT website mba.com/exams/nmat, with the last date expected in mid-October 2026. The registration process involves creating an account, filling the application form with personal and academic details, selecting up to 5 B-school preferences, scheduling the exam and completing fee payment. Candidates are advised to register early as exam slots are allotted on a first-come-first-served basis. Read the complete NMAT 2026 registration guide above for step-by-step instructions, important dates, documents required, fees, and retake and rescheduling rules. Also check [NMAT 2026 Eligibility Criteria](#) before starting your registration.